



**2<sup>nd</sup> Half Yearly Monitoring Final Report 2013-14**  
of  
**MANIPUR UNIVERSITY**  
**(Monitoring Institute Sarva Shiksha Abhiyan, Manipur University)**  
**MI/SSA/MU**

**Nodal Officer**  
**DR. L. LEIREN SINGH**  
**Department of Education,**  
**Manipur University**

On  
**MDM for the State of**  
**MANIPUR**

**Period: 1<sup>st</sup> October, 2013 to 31<sup>st</sup> March, 2014**

District Covered  
Bishnupur  
and Tamenglong Districts

**2013-14**

**FINAL REPORT ON MDM  
MONITORING AND SUPERVISION**

Period : 1st October, 2013 to 31st March, 2014  
Name of State : Manipur  
Name of MI : Department of Education,  
Manipur University, Canchipur  
Districts : Bishnupur and Tamenglong Districts

**Name of Districts Visited:**

<b>Name of Districts</b>	<b>Total No. of School</b>	<b>No. of Schools visited</b>
<b>Bishnupur District</b>	<b>302</b>	<b>40</b>
<b>Tamenglong District</b>	<b>302</b>	<b>40</b>

Source: District Elementary Education Report Card 2012



---

---

## CONTENT

---

---

	Page-No
1 Acknowledgement	
2 Map of the Sample District	
Bishenpur District Map	
Tamenglong District Map	
3 General Information of Bishenpur and Tamenglong Districts	
4 Bishenpur District	1-11
5 Tamenglong District	12-22
6 Executive Summary of MDM Bishenpur District	23-27
7 Executive Summary of MDM Tamenglong District	28-31
8 Overall Performance Score Card of the two districts	32-33
9 Charts giving detailed information about various MDM intervention	34-35
10 Photo Plates Bishnupur District (Annexure I)	36-37
11 Photo Plates Tamenglong District (Annexure II)	38-38
12 List of sample Schools Bishenpur District with DISE Code (Annexure III)	39-39
13 List of sample Schools Tamenglong District with DISE Code (Annexure IV)	40-40

DEPARTMENT OF EDUCATION  
MANIPUR UNIVERSITY, CANCHIPUR

**Acknowledgement**

This MDM report would not have been possible without the active support of the State Project Office for the State Manipur and the district offices in respect of the districts of Bishnupur and Tamenglong visited by the Monitoring Team. We thank the State Project Director, SSA-RTE and the District Project Coordinators of SSA-RTE of the 2 (two) districts for their cooperation.

Our heartfelt thanks are due to the all the officials of SSA-RTE and Education Director (S), Government of Manipur who helped the monitoring team in conducting field visit and to all the Headmasters and teachers in the sample schools visited who provided us with relevant information. We also thank all others who have cooperated in the Monitoring and Supervision work of Bishnupur and Tamenglong districts of Manipur.

We are also thankful to Government of India Officials, Additional Secretary (SE&L), Joint Secretary, Deputy Secretary, Under Secretary, Director MDM, Department of School Education & Literacy, Ministry of Human Resource Development, Shastri Bhawan, C Wing, Room No. 405, New Delhi for providing an opportunity to undertake monitoring activities of MDM as an intervention of SSA-RTE and providing funds for the 1<sup>st</sup> 6 (six) months of the 2<sup>nd</sup> half yearly report of Bishnupur and Tamenglong districts of Manipur for the period 1<sup>st</sup> October 2013 to 31<sup>st</sup> March 2014.

We are also thankful to Senior Consultant (Monitoring) SSA, Ed.CIL (India) Limited, Technical Support Group, SSA-MDM, Vijaya Building, 5th Floor, 17- Barakhamba Road, New Delhi for looking after the Monitoring Institution activities and their staffs for continuous support and valuable guidance from time to time throughout the monitoring period.

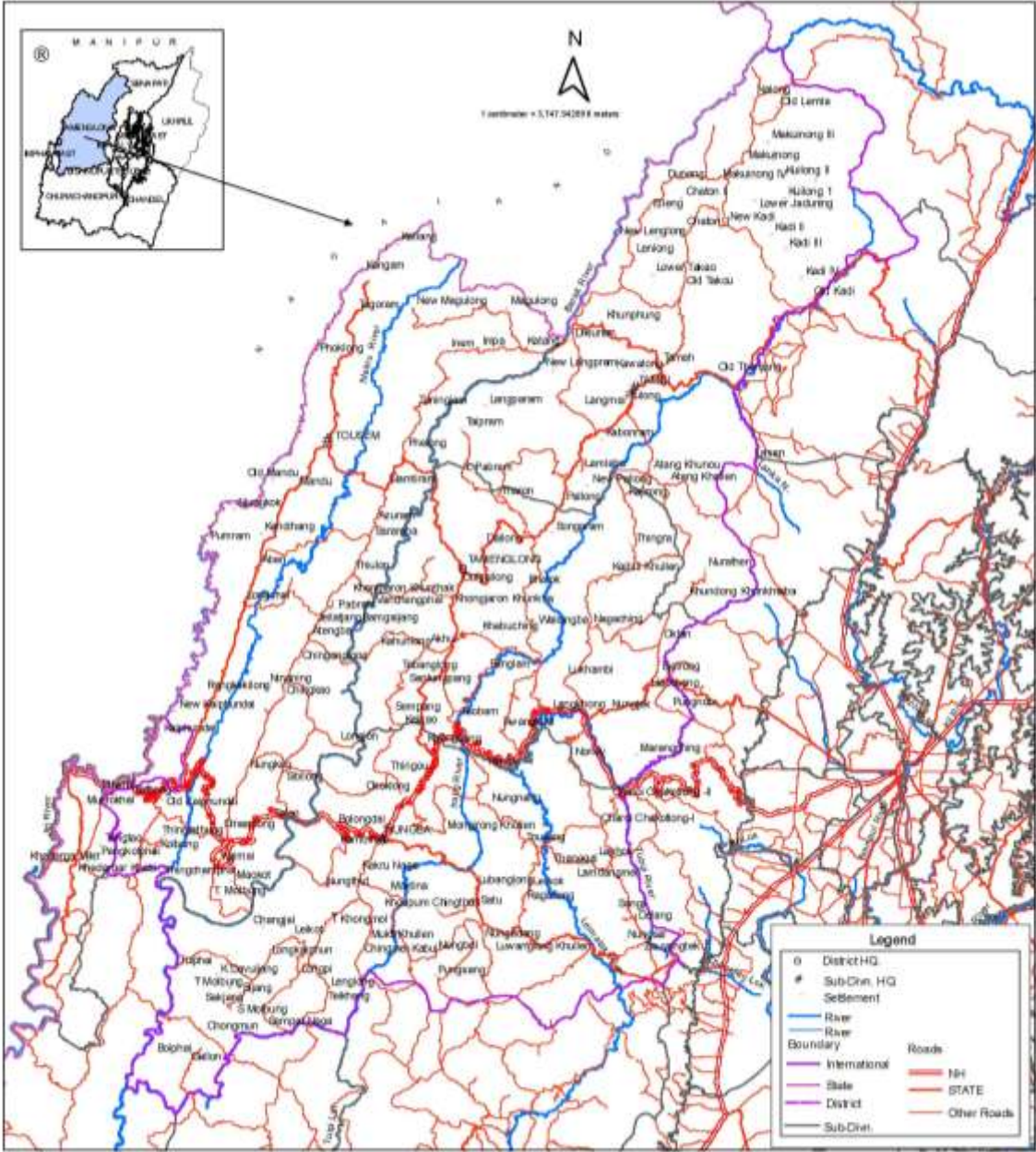
We are also thankful to The Project Manager (SSA-MDM), Ed.CIL (India) Limited, Technical Support Group, Sarva Shiksha Abhiyan, Vijaya Building, 5th Floor, 17- Barakhamba Road, New Delhi for release of funds from time to time.

Canchipur  
The 14<sup>th</sup> October, 2014

(Dr. L. Leiren Singh)  
Associate Professor  
Department of Education,  
Manipur University  
Nodal Officer, SSA, MI, Manipur  
University – Canchipur.



# MAP OF TAMENGLONG DISTRICT, MANIPUR



## 1. GENERAL INFORMATION

Sl. No.	Subject	Details
1.	Name of the monitoring institution	Monitoring Institute Sarva Shiksha Abhiyan, Manipur University
2.	Period of the report	1-10-2013 to 31-03-2014
3.	No. of Districts allocated	2 (two)
4.	District names	Bishnupur and Tamenglong
5.	Month of visit to the Districts /blocks	February to July
	District 1 Bishnupur	February and March
	District 2 Tamenglong	June and July
6.	MI selected the schools as per the criteria : Yes/No (Ref: As per the ToR 2013-15 point 4 (iii) under scale of work)	Yes
	(i) Higher gender gap in enrolment	1:1 Bishnupur; 1:1 Tamenglong
	(ii) Higher population of SC/ST students,	Chingyang P/S (SC: Bishnupur); 40 sample schools (ST: Tamenglong)
	(iii) Low retention rate and higher dropout rate	No
	(iv) The School has a minimum of three CWSN	6 Bishnupur; 9 Tamenglong
	(v) The habitation where the school is located at has sizeable number of OOSC	Nil
	(vi) The habitations where the school is located at witnesses in bound and out bound seasonal migration,	4 Bishnupur
	(vii) The ward/unit of planning where the school is located at is known to have sizeable number of urban deprived children	Nil
	(viii) The school is located in a forest or far flung area	37 sample schools for Tamenglong
	(ix) The habitation where the school is located at witnesses recurrent floods or some other natural calamity	Nil
	(x) Pupil Teacher Ratio (PTR) at school level	There is a wide variation in PTR at school level not commensurate with RTE Act, 2009
7.	Types of Schools visited as per the ToR 2013-15: Yes/No (Ref: As per the ToR 2013-15 point 4(iv) under scale of work)	Yes
	(i) 8 schools from urban areas visited Yes/No (ii) if yes write the number	7 (Bishnupur); 15(Tamenglong)
	(iii) 6 schools from Special Training Centers (3 residential and 3 non-residential) visited : Yes/No (iv) if yes write the number	Yes 1 Residential and 1 KGBV (Bishnupur) 1 Residential, 1 NPEGEL (Tamenglong)
	(v) 2 schools from civil works sanctioned Yes/No (vi) if yes write the number	Yes 1 KGBV (Bishnupur); 6 schools (Tamenglong)
	(vii) 2 schools from NPEGEL blocks Yes/No (viii) if yes write the number	No NPEGEL for Bishnupur 1 NPEGEL for Tamenglong
	(ix) 3 schools from CWSN (priority to those having other than Orthopaedic Impairment (OI children) Yes/ No (x) if yes write the number	Yes 21 (Bishnupur); 9 (Tamenglong)

	(xi) 3 schools from Computer Aided Learning (CAL) and KGBV scheme Yes/No (xii) if yes write the number	Yes 8 Bishnupur and 7 Tamenglong
	(xiii) 3 schools from KGBV scheme Yes/No (xiv) if yes write the number	Yes 1 KGBV for Bishnupur
8.	The selection of schools (for all the districts to be monitored) shall be done on the basis of the latest school report card generated through DISE, HHS data and consultation with the district SSA functionaries: Yes/No Ref: TOR 2013-15 point 4(v) under scale of work (The procedure and criteria adopted, for the selection of schools shall from an essential part of the MIs report.)	Yes
9.	Total number of elementary schools in each district allocated. Information is to be obtained from SPO/DPO office.	
	District 1: Bishnupur	302
	District 2 : Tamenglong	302
10.	Number of elementary schools (primary and upper primary) covered/ monitored	
	District 1 : (Bishnupur)	Primary: 28 Upper Primary: 12
	District 2 : (Tamenglong)	Primary: 29 Upper Primary: 11
11.	Number of elementary schools visited by Nodal Officer of the Monitoring Institute [Ref: As per the MoU 2013-15 signed between MI and MHRD as per point 3 (vi) (the Nodal Officer must visit himself/herself at least one third of the selected schools in every block of 6 months, and make a mention in the report to be submitted to TSG/MHRD)](It means the Nodal officer has to visit 13 Schools)Kindly mention the no of schools visited by the Nodal officer and in the list of schools enclosed for each district wise kindly mention in which schools the nodal officer has visited).	30 Sample schools for Bishnupur 40 Sample schools for Tamenglong
	District 1: Bishnupur	See Annexure III
	District 2 : Tamenglong	See Annexure IV
12.	Whether the MI has sent their report to the SPO at the draft level : YES / NO (Ref: TOR 2013-15 point 5(i) under Reports)	Yes
13.	After submission of the draft report to the SPO office whether the MI has received any comments from the SPO office : YES / NO (Ref: TOR 2013-15 point 5(ii) under Reports)	The draft report had been submitted to SPD on 24/9/2014 but no feedback received from him upto 10/10/2014. The report has been modified after making modification and alteration and change as per TOR
14.	Before sending the reports to the GOI whether the MI has shared the report with SPO: YES / NO (Ref: TOR 2013-15 point 5(iii & iv) under Reports)	-
15.	Items to be attached with the report	
	a) List of Schools with DISE code visited by MI and list of schools visited by the Nodal Officer.-	Yes
	b) Any other relevant documents (only circulars /Amendments /Notices)	Yes



## MID-DAY MEAL (MDM) PROGRAMME

### BISHENPUR DISTRICT

#### 1. AT THE SCHOOL LEVEL

Table 1.1 Availability of food-grains:

Availability		N=38	%
No Buffer stock		38	100
Delay delivering	< 3 months	13	34.21
	> 3 months	14	36.84
	No response	11	28.95
Lifting Agency	By ZEO	38	100
	By SMC/HM	-	-

Table 1.1 reveals that 100% of the 38 (thirty eight) sample schools visited have no buffer stock for Mid-Day Meal (MDM), 34.21% of the sample schools visited have the experience of delay in delivering the food-grains less than 3 (three) months and 36.84% of the sample schools visited have not received food-grains from the concerned authorities during the monitoring period, i.e. Kumbi Thingel P/S, Toubul Kabui P/S, Irengbam Makha P/S, Joypur Khunou UPS, Konjeng Govt Jr. H/S, Konkham Makha P/S, Kumbi Sandhong P/S, Kumbi Setupur P/S, Kwakta Khuman P/S, Kwakta Sabal Govt Aided P/S, Leitanpokpi P/S (Aided), Moirang Jr. H/S, Moirang H/S and Salam P/S. While, 28.95% of the sample schools gave no response about the delay of food-grains and receiving it from the concerned authorities. 100% of the sample schools visited received the food-grains which are delivered at the door steps of the schools by the Zonal Education Office.

Table 1.2 Timely Release of funds and cooking costs:

Release of funds	Delay Months	N=38	%
Mode of Funds release	3	13	34.21
	6	14	36.84
Mode of Cooking Costs released	3	13	34.21
	6	14	36.84
No Response		11	28.95

Table 1.2 reveals that 34.21% of the sample schools visited experienced 3 (three) months delay in releasing funds and cooking costs to the schools during the monitoring

period, i.e. Kumbi Govt H/S, Senapati Sabal P/S, Kakyai P/S, Khunpham P/S, Langpok P/S, Madhumati H/S, Maibam Lokpa Ching P/S, Ningthoukhong Kha Govt. H/S, Oinam Hindu P/S, Oinam H/S, Tera Khongshangbi Madrassa P/S, Thinungei P/S and Utlou P/S. while 36.84% of the sample schools visited have 6 (six) months delay in releasing funds and cooking costs to the schools during the monitoring period, i.e. Kumbi Thingel P/S, Toubul Kabui P/S, Irengbam Makha P/S, Joypur Khunou UP/S, Konjeng Govt Jr. H/S, Konkham Makha P/S, Kumbi Sandhong P/S, Kumbi Setupur P/S, Kwakta Khuman P/S, Kwakta Sabal Govt Aided P/S, Leitanpokpi P/S (Aided), Moirang Jr. H/S, Moirang H/S and Salam P/S. The sample schools have e-transfer mode of payment when the funds and cooking costs are released, but 28.95% of the sample schools gave no response about the funds and cooking costs of MDM. The sample schools are: Bishnupur Awang P/S, Chingyang P/S, Heiyaikol P/S (Aided), Kumbi Wapokpi P/S, Leimapokpam Mayai Leikai P/S, Nganukon P/S, Sunushiphai UP/S, Phojing P/S, Thangjing P/S, Toubul Makha P/S and Wangoo Sabal Naodakhong UP/S.

Table 1.3 Availability of cook-cum-helpers

<b>Information of Cook-cum-helpers</b>		<b>N=38</b>	<b>%</b>
Single cook-cum-helper		1	2.63
Two cook-cum-helpers		28	73.68
> two Cook-cum-helpers		9	23.69
Total Cook-cum-helpers		92	-
Male cooks		9	9.78
Female cooks		83	90.22
Category	GEN	19	50
	ST	1	2.63
	SC	2	5.27
	Others	16	42.10
Engagement of Cook-cum-helpers on the recommendation of:	Department	2	5.27
	SMC/VEC	27	71.05
	Head Teacher	1	2.63
	Local MLA	3	7.89
	No Response	5	13.15

Table 1.3 reveals that 2.63% of the sample schools visited have single cook-cum-helper, i.e. Chingyang P/S. Again, 73.68% of the sample schools have two cook-cum-helpers. While 23.69% of the sample schools visited have more than 2 (two) cook-cum-helpers. The sample schools are Madhumati H/S, Kwakta Khuman P/S, Thinungei P/S, Ningthoukhong Kha Govt. H/S, Kumbi Govt H/S, Konjeng Govt Jr. H/S, Kumbi Sandhong P/S, Oinam H/S and Kwakta Sabal Govt Aided P/S. Among the 38 (thirty-eight) sample schools visited, there are 92 (ninety two) cook-cum-helpers, out of which 9.78% are male cook-cum-helpers and 90.22% are female cook-cum-helpers. *The sample schools having male cook-cum-helpers are: Salam P/S, Kumbi Setupur P/S, Moirang H/S, Oinam H/S, Kwakta Sabal Govt Aided P/S and Tera Khongshangbi Madrassa P/S and the male cooks were engaged by SMC of the sample schools.* **But, engagements of Male cook-cum-helpers are against the norm of GOI.** 50% of the samples schools visited have General category cook-cum-helpers, 2.63% of the sample schools visited have ST category cook-cum-helpers i.e. Toubul Kabui P/S, while 5.27% of the sample schools have SC category cook-cum-helpers i.e. Salam P/S and Chingyang P/S.

42.10% of the sample schools are having cook-cum-helpers belonging to Other Backward Class (OBC). 71.05% of the sample schools have cook-cum-helpers engaged by the SMC. 7.89% of the sample schools have cook-cum-helpers engaged on the recommendation of Local MLA, i.e. Toubul Makha P/S, Madhumati H/S and Toubul Kabui P/S. 5.27 % of the sample schools visited have cook-cum-helpers engaged by the Zonal Education Officer, i.e. Konkham Makha P/S and Kumbi Thingel P/S. However, in Thangjing P/S, the cook-cum-helper was engaged by the head teacher and the remaining 13.15% of the sample schools head teachers gave no response regarding the mode of engagement of cook-cum-helpers in their schools. Such no response phenomena create mistrust on the proper functioning and implementing of MDM scheme in those sample schools. The sample schools are - Wangoo Sabal Naodakhong U/PS, Kumbi Govt H/S, Sunushiphai U/PS, Phoijing P/S and Thinungei P/S. In all the sample schools visited, the cook-cum-helpers have no training in any activity given by the concerned authorities till the monitoring period regarding MDM scheme and also no health-checkup of the cook-cum-helpers. It is also confirmed that there is irregular payment of cook-cum-helpers' honorarium and no proper maintenance of Cooks' Honorarium Register.

Table 1.4 Regularity in Serving Meal in a month

<b>No. of Days MDM meal served</b>	<b>N=38</b>	<b>%</b>
6-10 days served	2	5.27
11-15 days served	19	50.00
16 and above days served	9	23.68
No-Exact Response	8	21.05

Table 1.4 reveals 5.27% of the sample schools visited served MDM meals for 6-10 days in a month, 50% of the sample schools visited served MDM meals for 11-15 days, whereas 23.68% of sample schools visited served MDM meals for 16 days and above. While 21.05% of the sample schools visited gave no exact response regarding MDM served days, i.e. Toubul Makha P/S, Phojing P/S, Joypur Khunou UP/S, Leimapokpam Mayai Leikai P/S, Oinam Hindu P/S, Tera Khongshangbi Madrassa P/S, Leitanpokpi P/S (Aided) and Ningthoukhong Kha Govt. H/S.

Table 1.5 Quality and Quantity of Meal

<b>Information</b>		<b>N=38</b>	<b>%</b>
Quality	Good	33	86.84
	Average	3	7.89
	Poor	2	5.27
Quantity	Adequate	-	-
	Inadequate	37	97.37
	No Response	1	2.63

Table 1.5 reveals that 86.84% of the sample schools received good quality food-grains from the concerned authorities for serving MDM during the monitoring period and 7.89% of the sample school visited received average quality food-grains from the concerned authorities for serving MDM. But, 5.27% of the sample schools visited received poor quality food-grains from the concerned authorities during the monitoring period, i.e. Sunushiphai UP/S and Senapati Sabal P/S. Again, 97.37% of the sample schools visited reported that the food-grains received by the schools authorities were inadequate. Monitoring team also found the reasons for such inadequate quantity of food-grains supply to the schools were because of

their calculation of number of students based on previous year enrolled students' strength which are comparatively lower than the current year students enrollment. But the head teacher of Joypur Khunou UP/S did not give response towards the quantity of food-grains received for the monitoring period. None of the sample schools have properly recorded and maintained the quantities of the food-grains received from the concerned district authorities and documentation of the MDM Yellow Meal Card was also not made by the sample schools.

Table 1.6 Variety of Menu served

<b>Mode of decision taken for Menu</b>		<b>N=38</b>	<b>%</b>
Deciding Authority	Head teacher	28	73.69
	SMC/VEC	3	7.89
	Teaching staff	4	10.53
	Cook	3	7.89
Display of Menu Chart	Displayed	1	2.63
	Not Displayed	37	97.37
Uniformly followed menu chart	Followed	1	2.63
	Not following the menu chart	37	97.37

Table 1.6 depicts mode of decision taken for the variety of menu, 73.69% of the sample schools visited decided the menu of MDM by the head teachers, 7.89% of the sample schools visited decided the menu of MDM by SMC/VEC authorities, 10.54% of the sample schools visited decided the menu of MDM by staffs or teachers, i.e. Thangjing P/S, Toubul Kabui P/S, Madhumati H/S and Bishnupur Awang P/S, 7.89% of the sample schools visited decided the menu by the cooks of the schools i.e. Kumbi Thingel P/S, Konkham Makha P/S and Tera Khongshangbi Madrassa P/S. 97.37% of the sample schools visited serving MDM have not displayed MDM weekly menu charts and they are not uniformly following the Menu Chart prescribed by the concerned authorities during the monitoring period except Utlou P/S. The monitoring team also recorded comments from the SMC/VEC/Head Teachers that they could not follow the menu chart because of the differences in food habits of the learners.

Table 1.7 Trends of variation

<b>Trends</b>		<b>N=38</b>	<b>%</b>
No. of students present during MI visit	1-50	17	44.73
	51-100	4	10.53
	Above 100	2	5.27
	No Response	15	39.47
MDM served during MI visit	Yes	23	60.53
	No	15	39.47
Display of MDM logo at kitchen	Yes	-	-
	No	38	100

Table 1.7 reveals that 44.73% of the sample schools visited have 1-50 students present during MI visit. But, Senapati Sabal P/S, Thangjing P/S, Langpok P/S, Toubul Kabui P/S, Chingyang P/S, Oinam Hindu P/S and Salam P/S have learners less than 10 (ten) on the day of MI visit. 10.53% of the sample schools visited have 51-100 students present during MI visit, 5.27% of the sample schools visited have students above 100 present during MI visit, i.e. Thinungei P/S and Kumbi Sandhong P/S. 39.47% of the sample schools have no students present on the day of MI visit. The reasons for no student present are due to the factors that during the monitoring period Kumbi Govt H/S and Oinam H/S have been made High School Leaving Certificate Examination Centre of BOSEM, while Konjeng Govt Jr. H/S had not started the current academic session.

Students of Heiyaikol P/S (Aided) organized social service programme with the community on the eve of Holi festival. Other 11 (Eleven) sample schools - Kumbi Thingel P/S, Konkham Makha P/S, Kakyai P/S, Khunpham P/S, Kumbi Wapokpi P/S, Nganukon P/S, Toubul Makha P/S, Phojing P/S, Leimapokpam Mayai Leikai P/S, Leitanpokpi P/S (Aided) and Utlou P/S had enrolled students of irregular types and found a number of long absentees and late comers to the school during the monitoring period as recorded from their attendance registers during MI visit. 60.53% of the sample schools visited served the MDM meals on the day of MI visit. 39.47% of the sample schools had not served MDM meals on the day of MI visit. The schools are - Kumbi Govt H/S, Oinam H/S, Konjeng Govt Jr. H/S, Kumbi Thingel P/S, Konkham Makha P/S, Kakyai P/S, Khunpham P/S, Kumbi Wapokpi P/S, Nganukon P/S, Toubul Makha P/S, Phojing P/S, Leimapokpam Mayai Leikai P/S, Leitanpokpi P/S (Aided),

Utlou P/S and Heiyaikol P/S (Aided). None of the sample schools displayed the MDM logo at the kitchen during the monitoring period. There is a need of orientation for the head teachers /SMC/VEC members regarding the display of MDM logo and the Weekly Menu Chart at appropriate places after supplying them from the concerned authorities.

Table 1.8 Social Equity

<b>Social Equity</b>		<b>N=38</b>	<b>%</b>
Serving and Seating arrangement for eating	Floor	34	89.47
	Bench and Desk	-	-
	Both	4	10.53
Discrimination	Yes	-	-
	No	38	100
School Health Programme	Maintained	-	-
	Not Maintained	38	100
	Not Updated	-	-
Drinking Water	Yes	38	100
	No	-	-
Sanitation Programme	Yes	-	-
	No	38	100
Other Schemes	Yes	-	-
	No	38	100

Table 1.8 reveals that 89.47% of the sample schools visited served the MDM on floor arrangements for eating purposes, 10.53% of the sample schools visited served meals on both floor and bench-desk arrangements for eating purposes, i.e. Moirang H/S, Kumbi Setupur P/S, Madhumati H/S and Oinam H/S. All the sample schools have been provided drinking water facilities to the school, but the monitoring team could not guarantee that the provided drinking water are safe for health and none of the concerned authorities had certified these drinking water are fit and safe for drinking to the school children. There is no discrimination amongst the students of the sample schools during sitting and eating MDM meals. None of the sample schools visited maintained School Health Cards, proper sanitation programme as well as other schemes from local area development fund of MLA or departmental schemes.

Table 1.9 MDM Infrastructure availability

Infrastructure		N=38	%
	Classroom Kitchen	13	34.21
Present trends of Kitchen	Kuccha Kitchen	3	7.89
	Pucca kitchen and NBM Kitchen	21	55.26
	Staffroom	1	2.63
Store room	Office/Staff-room/Classroom	21	55.26
	Cook House	2	5.26
	Head Teacher House	8	21.05
	Kitchen	7	18.42
Storage bin	Yes	-	-
	No	38	100.00
Cooking Utensils	Adequate	24	63.16
	Inadequate	14	36.84
Serving utensils, plates, glasses.	Adequate	24	63.16
	Inadequate	14	36.84
Fire Extinguishers	Yes	19	50.00
	No	19	50.00
Cooking Fuel	Firewood	35	92.11
	Others	3	7.89

Table 1.9 reveals that 34.21% of the sample schools visited prepared the MDM meals in one of the classrooms. The sample schools are - Kumbi Setupur P/S, Oinam H/S, Moirang Jr. H/S, Tera Khongshangbi Madrassa P/S, Maibam Lokpa Ching P/S, Ningthoukhong Kha Govt. H/S, Joypur Khunou UP/S, Kwakta Sabal Govt Aided P/S, Kumbi Sandhong P/S, Kumbi Govt H/S, Konjeng Govt Jr. H/S, Khunpham P/S and Phoijing P/S. 7.89% of the sample schools visited prepared MDM meals at the separate kuccha kitchens inside the school campus, i.e. Moirang H/S, Leimapokpam Mayai Leikai P/S and Leitanpokpi P/S (Aided). Among the sample schools, Kwakta Khuman P/S prepared meals inside the staffroom. 55.26% of the sample schools have pucca kitchens and National Bamboo Mission Kitchen as per prescribed MDM kitchens according to GOI norms. MDM kitchen is one of the parameters for evaluating the smooth functioning of MDM scheme, however in 44.74%



of the sample schools such prescribed MDM kitchen are not available during the MI visit in the monitoring period. Again, 55.26% of the sample schools visited stored the MDM food-grains in school office/staff-room/classroom in the school building, 5.26% of the sample schools visited stored the supplied food-grains at the cook's house, i.e. Toubul Makha P/S, Moirang Jr. H/S and Kumbi Setupur P/S. Again, 21.05 % of the sample schools visited stored the supplied food-grains at the house of the Head teachers, i.e. Kumbi Thingel P/S, Tera Khongshangbi Madrassa P/S, Leitanpokpi P/S (Aided), Chingyang P/S, Sunushiphai U/PS, Thinungei P/S, Heiyaikol P/S (Aided) and Toubul Makha P/S while 18.42% of the sample schools stored the supplied food grains at the kitchen shed within the school campus.

None of the sample schools have separate storage bins for protecting the food-grains. 63.16% of the sample schools visited have adequate utensils for cooking MDM meals and plates for serving the MDM meals to the students, while 36.84% of the sample schools visited have both inadequate utensils for cooking MDM meals and serving plates, glasses for MDM purposes. The sample schools are - Kumbi Sandhong P/S, Konjeng Govt Jr. H/S, Phoijing P/S, Tera Khongshangbi Madrassa P/S, Leitanpokpi P/S (Aided), Chingyang P/S, Sunushiphai UP/S, Thinungei P/S, Heiyaikol P/S (Aided), Senapati Sabal P/S, Kakyai P/S, Kumbi Govt H/S, Irengbam Makha P/S and Wangoo Sabal Naodakhong UP/S. 50% of the sample schools visited reported for possessing fire extinguishers in the schools, but Salam P/S and Kumbi Wapokpi P/S have not shown the fire extinguishers to the monitoring team. Another 50% of the sample schools visited responded that they have not received fire extinguishers from the concerned authorities. The sample schools are - Khunpham P/S, Leimapokpam Mayai Leikai P/S, Kumbi Setupur P/S, Kumbi Thingel P/S, Oinam Hindu P/S, Konkham Makha P/S, Toubul Makha P/S, Thangjing P/S, Nganukon P/S, Phoijing P/S, Tera Khongshangbi Madrassa P/S, Leitanpokpi P/S (Aided), Chingyang P/S, Sunushiphai UP/S, Thinungei P/S, Heiyaikol P/S (Aided), Senapati Sabal P/S, Irengbam Makha P/S and Wangoo Sabal Naodakhong UP/S. 92.11% of the sample schools visited having MDM scheme of the sample district, used fire-wood as cooking fuel for preparing MDM meals, while 7.89% of the sample schools used other fuels like LPG, charcoals, bio-cakes etc., for preparing the MDM meals during the monitoring period. The sample schools are - Moirang Jr. H/S, Bishnupur Awang P/S and Senapati Sabal P/S.

Table 1.10 Safety and Hygiene

Safety and Hygiene		N=38	%
Hygienic Toilet	Available	-	-
	Not available	38	100
Hygienic Hand washed facilities	Available	38	100
	Not available	-	-
Safety School Campus	Safety	4	10.53
	Not safety	34	89.47
Mode of washing utensils	Cook	38	100
	Self-Service	-	-

Table 1.10 reveals the information about the safety and hygiene of the sample schools. None of the sample schools visited maintained the cleanliness of the toilets. 100% of the sample schools visited encouraged the children to wash their hands before and after taking MDM meals. But none of the sample schools visited maintained the washing basin with running tap water. All the sample schools have adopted the practice to clean the served utensils by the cooks. 10.53% of the sample schools have safety school campus with a congenial environment, i.e. Madhumati H/S, Oinam H/S, Utlou P/S and Kumbi Sandhong P/S, but 89.47% of the sample schools visited did not have safety school environment and also these schools did not have a kuccha fencing or wall for the safety of the students.

Table 1.11 Community participation, Inspection, Supervision and Documents during MDM

Information		N=38	%
Community Participation	Yes	4	10.53
	No	15	39.47
	Occasionally	19	50.00
MDM Inspection Register, Documents	Yes	-	-
	No	38	100
MDM inspection [During Monitoring period]	Yes	-	-
	No	38	100

Table 1.11 reveals community participation, inspection and supervision of MDM during monitoring period. In 10.53% of the sample schools visited, SMC/VEC members actively participated at the time of MDM meals preparation and serving. The sample schools are -

Kwakta Khuman P/S, Kwakta Sabal Govt Aided P/S, Chingyang P/S and Oinam H/S. In 39.47% of the sample schools visited have no community participation in MDM meals. 50% of the sample schools visited have SMC/VEC members occasionally participation in the MDM schemes. During the monitoring period, none of the sample schools maintained a separate MDM inspection register although there is an instruction from GOI for maintaining a separate register of it. None of the sample schools were inspected on MDM scheme by the concerned authorities at different levels. The monitoring team also appraised the school authorities to update the MDM Documents at the time of issuing food-grains from the concerned district authorities. All the sample schools visited have not maintained and updated the MDM Attendance Register, Stock Register, Cash Book, Cook's Honorarium Register, etc. None of the sample schools visited opened a separate MDM Bank Account for smooth accounting of MDM scheme during the monitoring period and no cases of auditing by the SMC/VEC/ Departmental/School was also available by the monitoring team.

Table 1.12 Impact of Mid-Day-Meal (MDM)

MDM Impact	N=38	%
Improved the Enrolment and attendance	38	100
Nutritional Status of the children	-	-
Both	-	-

Table 1.12 reveals that 100% of the 38 (thirty-eight) sample schools visited have the benefits of improvement of the enrolment and attendance of the students.

## **2. Monitoring of centralized kitchens**

In the sample district, there is no provision for centralized kitchen

## **3. Issues relevant to implementation of MDM scheme**

In the sample district, the sample schools visited have given their views for better implementation of the MDM scheme as follows:

- a) Regular supply of food-grains.
- b) Regular payment of cook's honorarium and increase of the cooking costs.
- c) Building of Spacious Kitchen shed-cum store-rooms
- d) Use of LPG or Air Pump Cooking Gas (APCG) for better implementation of MDM

## TAMENGLONG DISTRICT

### 1. AT THE SCHOOL LEVEL

Table 1.1 Availability of food-grains:

Availability		N=38	%
No Buffer stock		38	100
Delay delivering	< 3 months	-	-
	> 3 months	-	-
	No response	-	-
Lifting Agency	By ZEO	-	-
	By SMC/HM	38	100

Table 1.1 reveals that 100% of the 38 (thirty-eight) sample schools visited have no buffer stock for Mid-Day Meal (MDM), the sample schools visited have no delay in delivering the food-grains and 100% of the sample schools visited collected the food-grains either by the SMC members or Head teacher from the distribution centres of the Zonal Education Office.

Table 1.2 Timely Release of funds and costs:

Release of funds	Delay Months	N=38	%
Mode of Funds release	Delay	-	-
	Timely	38	100
Mode of Cooking Costs released	Delay	-	-
	Timely	38	100

Table 1.2 reveals that 100% of the sample schools visited have no delay months in releasing funds and cooking costs to the schools during the monitoring period. All the sample schools have e-transfer mode of payment when the funds and cooking costs are released. But Tollen Primary school gave no response about the funds and cooking costs of MDM. At present, the School building is under construction and the school is not in a position to conduct normal classes conveniently.

Table 1.3 Availability of cook-cum-helpers

Information of Cook-cum-helpers		N=38	%
Single cook-cum-helper		14	36.84
Two cook-cum-helpers		21	55.26
> two Cook-cum-helpers		3	7.89
Total Cook-cum-helpers		67	-
Male cooks		2	2.99
Female cooks		65	97.01
Category	GEN	-	-
	ST	38	100
	SC	-	-
	Others	-	-
Engagement of Cook-cum-helpers on the recommendation of:	Department	1	2.63
	SMC/VEC	28	73.68
	Head Teacher	1	2.63
	Local MLA	1	2.63
	No Response	7	18.42

Table 1.3 reveals that 36.84% of the sample schools visited have single cook-cum-helpers, i.e. Inrailong P/S, Punglam P/S, Inrangram P/S, New Tharon (aided) LP/S, Karengkhu P/S, Lukhambi Jr. H/S, Thangal H/S, Happy Valley P/S, Bittang (Laphok) P/S, Phoibut P/S, Oinamlong Part IV P/S, Kaimai Kuki P/S, Kambiron P/S and Tollen P/S. Again, 55.26% of the sample schools have two cook-cum-helpers. While 7.89% of the sample schools visited have more than 2 (two) cook-cum-helpers. The sample schools are - Tharon Centre P/S, Shangji UP/S and Langmei H/S. Among the 40 (forty) sample schools visited, there are 67 (sixty-seven) cook-cum-helpers, out of which 2.99% are male cook-cum-helpers and 97.01% are female cook-cum-helpers. *The 2 (two) sample schools having male cook-cum-helpers are - Tharon Govt Jr. H/S and Noney Ashram School and the male cooks were engaged by SMC of the two sample schools. But, engagements of Male cook-cum-helpers are against the norm of GOI.* 100% of the samples schools visited have ST category of cook-cum-helpers. 73.68% of the sample schools have cook-cum-helpers engaged by the SMC. Tamah P/S has cook-cum-

helper engaged on the recommendation of Local MLA. 2.63 % of the sample school visited have cook-cum-helper engaged by the Zonal Education Officer, i.e. Duigalong P/S. However, in Langmei H/S, the cook-cum-helper was engaged by the Head Master and the remaining 18.42% of the sample schools head teachers gave no response regarding the mode of engagement of cook-cum-helpers in their schools. Such no response phenomena create mistrust on the proper functioning and implementation of MDM scheme in the sample schools. The sample schools are - Bitiang (Laphok) P/S, Phoibut P/S, Rangkhung Part III P/S, Rangkhung Part IV P/S, Lamnaungjang P/S, Noney Ashram School and Tollen P/S. In all the sample schools visited, the cook-cum-helpers got no training in any activity of the cook from the concerned authorities during the monitoring period regarding MDM scheme and also no health-checkup was done for the cook-cum-helpers. It is also confirmed that there is improper maintenance of Cooks' Honorarium Register.

Table 1.4 Regularity in Serving Meal in a month

<b>No. of Days MDM meal served</b>	<b>N=38</b>	<b>%</b>
6-10 days served	14	36.84
11-15 days served	20	52.63
16 and above days served	2	5.26
No MDM Serve School	2	5.26

Table 1.4 reveals 36.84% of the sample schools visited served MDM meals for 6-10 days, 52.63% of the sample schools visited served MDM meals for 11-15 days, whereas 5.26% of the sample school reported that they served MDM meals for 16 and above days, i.e. Chakatdai P/S and Khebuching P/S. While, 5.26% of the sample schools visited had not served MDM meal to the learners. Such sample schools are - Kaimai Kuki P/S and Tollen P/S. **A special feature of these sample schools are observed by the Monitoring Team. They are given below:**

- (i) Delay delivering of cooking cost to all the sample schools of Tamenglong district.
- (ii) Most of the sample schools collect food grain from Tamenglong Headquarter except Nungba Block
- (iii) Most of the sample schools reported that exact quantity of food grain are not received.

Table 1.5 Quality and Quantity of Meal

<b>Information</b>		<b>N=38</b>	<b>%</b>
Quality	Good	38	100
	Average	-	-
	Poor	-	-
Quantity	Adequate	-	-
	Inadequate	38	100
	No Response	-	-

Table 1.5 reveals that 100% of the sample schools received good quality of food-grains from the concerned authorities for serving MDM during the monitoring period. The head teachers reported that the food-grains received by the school authorities were inadequate. Monitoring team also found the reason for such inadequate quantity of food-grains supply to the schools was because of taking their previous year enrolled students' strength which are comparatively lower than the current year students' enrollment. None of the sample schools have properly recorded and maintained the quantity of the food-grains received from the concerned district authorities and documentation of the MDM Yellow Meal Card was also not made.

Table 1.6 Variety of Menu served

<b>Mode of taking Menu decision taken</b>		<b>N=38</b>	<b>%</b>
Deciding Authority	Head teacher	11	28.95
	SMC/VEC	13	34.21
	Teaching staff	9	23.68
	Cook	3	7.89
Display of Menu Chart	Displayed	-	-
	Not Displayed	38	100
Uniformly followed menu chart	Followed	-	-
	Not following the menu chart	38	100
<b>No MDM Served School</b>		<b>2</b>	<b>5.26</b>

Table 1.6 depicts the variety of menu, 28.95% of the sample schools visited have decided the menu of MDM by the head teachers, 34.21% of the sample schools visited have decided the menu of MDM by SMC/VEC authorities, 23.68% of the sample schools visited have decided the menu of MDM by staffs or teachers, i.e. New Tharon (aided) LP/S, Langmei H/S, New Lukhambi P/S, Rangkhung Part IV P/S, Noney Aided P/S, Tamah P/S, Inrailong P/S, Inrangram P/S and Khebuching P/S. 7.89% of the sample schools visited have decided the menu by the cooks of the school i.e. Lukhambi Jr. H/S, Bittang (Laphok) P/S and Phoibut P/S. 100 % of the sample schools visited having MDM have not displayed MDM weekly menu chart and not uniformly followed the Menu chart prescribed by the concerned authorities during the monitoring period. The monitoring team also recorded the views of the SMC/VEC/Head Teachers that they could not follow the menu chart because of the differences in food habit of the learners. While, 5.26% of the sample schools visited had not served MDM meal to the learners. Such sample schools are - Kaimai Kuki P/S and Tollen P/S.

Table 1.7 Trends of variation

<b>Trends</b>		<b>N=38</b>	<b>%</b>
No. of students present during MI visit	1-50	11	28.95
	51-100	4	10.53
	Above 100	2	5.26
	Summer Vacation	2	5.26
	No Response	17	44.74
MDM served during MI visit	Yes	18	47.37
	No	20	52.63
Display of MDM logo at kitchen	Yes	-	-
	No	38	100
<b>No MDM Serve School</b>		<b>2</b>	<b>5.26</b>

Table 1.7 reveals that 28.95% of the sample schools visited have 1-50 students present during MI visit. 10.53% of the sample schools visited have 51-100 students present during MI visit. The sample schools are - Liangmei Christian Aided P/S, Lamnaungjang P/S, Thangal H/S, and Taokhunjang UJB/S. Again, 5.26% of the sample schools visited have above 100 students present on the day of MI visit, i.e. Noney Aided P/S and Langmei H/S.



Another, 5.26% of the sample schools visited have summer vacations during the monitoring period, i.e. Shangji UP/S and Dolang Govt. Jr. H/S. 44.74% of the sample schools have no regular students present on the day of MI visit and the head teachers gave no responses regarding the students' attendance. Monitoring team also confirmed from the attendance register that the enrolled students are irregular and found a number of long absentees and late comers to the school during the monitoring period. Such sample schools are - Lukhambi Jr. H/S, Khongsang P/S, Kambiron P/S, Konphung H/S, Katang P/S, Lamdangmei H/S, Duigalong P/S, Kaimai P/S, Tharon Govt Jr. H/S, Rangkhung Part III P/S, Dikiuram P/S, Tharon Centre P/S, Oinamlong Part IV P/S, Rangkhung Part IV P/S, Inrailong P/S, Inrangram P/S and Khebuching P/S. Again, 44.37% of the sample schools served MDM meals on the day of MI visit and the remaining 52.63% of the sample schools visited had not served MDM meals on the day of MI visit. While, 5.26% of the sample schools visited had not served MDM meal to the learners during the whole of monitoring period. The sample schools are - Kaimai Kuki P/S and Tollen P/S. None of the sample schools displayed the MDM logo at the kitchen during the monitoring period. There is a need of proper orientation for the head teachers/SMC/VEC members regarding the value of displaying MDM logo and the Weekly Menu Chart at appropriate places after supplying them from the concerned authorities.

Table 1.8 Social Equity

<b>Social Equity</b>		<b>N=38</b>	<b>%</b>
Serving and Seating arrangement for eating	Floor	24	63.16
	Bench and Desk	10	26.32
	Both	2	5.26
Discrimination	Yes	-	-
	No	38	100
School Health Programme	Maintained	-	-
	Not Maintained	38	100
	Not Updated	-	-
Drinking Water	Yes	38	100
	No	-	-
Sanitation Programme	Yes	-	-
	No	38	100
Other Schemes	Yes	-	-
	No	38	100
<b>MDM not Serving Schools</b>		<b>2</b>	<b>5.26</b>

Table 1.8 reveals that 63.16% of the sample schools visited served the MDM on floor arrangement for eating purposes, 26.32% of the sample schools visited served meals on benches and desks. 5.26% of the sample schools visited served the MDM on both floor and bench-desk arrangements for eating purposes, i.e. Tamah P/S and Khebuching P/S. All the sample schools provided drinking water facilities to the school communities, but the monitoring team could not guarantee that the provided drinking water are safe for health and none of the concerned authorities certified these drinking water are fit and safe for drinking to the school children. There is no discrimination amongst the students of the sample schools during the time of sitting, serving and eating MDM meals. None of the sample schools visited maintained School Health Cards, proper sanitation programme as well as benefit from other schemes like local area development fund of MLA or departmental schemes.

Table 1.9 Availability of MDM Infrastructure

<b>Infrastructure</b>		<b>N=38</b>	<b>%</b>
Present trends of Kitchen	No Kitchen	22	57.89
	Kuccha Kitchen	15	39.47
	Pucca kitchen	1	2.63
Store room	Office/Staff-room/Classroom	10	26.32
	Cook House	5	13.16
	Church Man	2	5.26
	Head Teacher House	9	23.68
	Kitchen	4	10.53
	SMDC Members	6	15.79
	No MDM Served Schools	2	5.26
Cooking Utensils	Adequate	8	21.05
	Inadequate	30	78.95
Serving utensils, plates, glasses.	Adequate	8	21.05
	Inadequate	30	78.95
Fire Extinguishers	Yes	3	7.89
	No	35	92.11
Cooking Fuel	Firewood	36	94.74
	No MDM Served Schools	2	5.26

Table 1.9 reveals that 57.89 % of the sample schools visited have no kitchen for preparing the MDM meals in the school campus. The sample schools are- Taokhunjang UJB/S, Katang P/S, Lamdangmei H/S, Rangkhung Part III P/S, Inrangram P/S, Happy Valley P/S, Bittang (Laphok) P/S, Punglam P/S, Karengkhu P/S, Sibilong Duigaijang P/S, Noney Ashram School, Kaimai Kuki P/S, Lamnaungjang P/S, Lukhambi Jr. H/S, Khongsang P/S, Kambiron P/S, Kaimai P/S, Tharon Govt Jr. H/S, Tollen P/S, Oinamlong Part IV P/S, Rangkhung Part IV P/S and Shangji UP/S. 39.47% of the sample schools visited prepared MDM meals from the separate kuccha kitchens inside the school campus, i.e. New Tharon (aided) LP/S, New Lukhambi P/S, Noney Aided P/S, Langmei H/S, Dikiuram P/S, Tamah P/S, Khebuching P/S, Chakatdai P/S, Phoibut P/S, Liangmei Christian Aided P/S, Konphung H/S, Duigalong P/S, Tharon Centre P/S, Inrailong P/S and Dolang Govt. Jr. H/S. Thangal H/S has pucca kitchen as per prescribed MDM kitchen norms of GOI. MDM kitchen is one of the parameters for evaluating the smooth functioning of MDM scheme, but 97.37% of the sample schools had no such prescribed MDM kitchens during the MI visit in the monitoring period.

26.32% of the sample schools visited stored the MDM food-grains in school office/staff-room/classroom in the school building, 13.16% of the sample schools visited have stored the supplied food-grains at the cook's house, i.e. Phoibut P/S, Happy Valley P/S, Lukhambi Jr. H/S, Khongsang P/S and Thangal H/S. Again, 5.26% of the sample schools visited stored the supplied food-grains at the house of the Church preacher. i.e. Sibilong Duigaijang P/S and Oinamlong Part IV P/S, while 23.68 % of the sample schools stored the supplied food grains at the Head teachers house, i.e. New Tharon (aided) LP/S, Tamah P/S, Tharon Centre P/S, Katang P/S, Lamdangmei H/S, Bittang (Laphok) P/S, Kambiron P/S, Rangkhung Part IV P/S and Shangji UP/S. 10.53% of the sample school stored the food-grains at the kuccha kitchens within the school campus. The sample schools are - Noney Aided P/S, Chakatdai P/S, Inrailong P/S and Dolang Govt. Jr. H/S. 15.79% of the sample schools stored supplied food-grains at the houses of SMDC members, i.e. Dikiuram P/S, Rangkhung Part III P/S, Karengkhu P/S, Lamnaungjang P/S, Kaimai P/S and Tharon Govt Jr. H/S. While, 5.26% of the sample schools i.e. Kaimai Kuki P/S and Tollen P/S visited had not served MDM meals to the learners for the whole of monitoring period. None of the visited sample schools have separate storage bins for protecting the food-grains. 21.05% of the sample schools visited have adequate utensils for cooking MDM meals and plates for serving

the MDM meals to the students, i.e. Happy Valley P/S, Lamdangmei H/S, Chakatdai P/S, Inrailong P/S, Langmei H/S, Konphung H/S, Inrangram P/S and Punglam P/S while 78.95% of the sample schools visited have both inadequate utensils for cooking MDM meals and serving plates, glasses required for MDM meals. 7.89% of the sample schools visited have reported for possessing fire extinguishers in the schools, i.e. Thangal H/S, Langmei H/S and Shangji UP/S and the remaining 92.11% of the sample schools visited responded that they have not received fire extinguishers from the concerned authorities. 94.74% of the sample schools implementing MDM scheme used fire-wood as cooking fuel for preparing MDM meals, while **Kaimai Kuki P/S and Tollen P/S** had not served MDM meal to the learners during the monitoring period.

Table 1.10 Safety and Hygiene

Aspects of Safety and Hygiene		N=38	%
Hygienic Toilet	Available	-	-
	Not available	38	100
Hygienic Hand washed facilities	Available	38	100
	Not available	-	-
Safety School Campus	Safety	9	23.68
	Not safety	29	76.32
Mode of washing utensils	Cook	38	100
	Self-Service	-	-

Table 1.10 reveals the information about the various aspects of safety and hygiene of the sample schools. None of the sample schools visited maintained the cleanliness of the toilet. 100% of the sample schools visited encouraged the children to wash their hands before and after taking MDM meals. But none of the sample schools visited maintained the washing basins with running tap water. 23.68% of the sample schools have well safety school campus with congenial environment. The sample schools are - Lukhambi Jr. H/S, Tamah P/S, Tharon Centre P/S, Dolang Govt. Jr. H/S, Liangmei Christian Aided P/S, Dikiuram P/S, Karengkhu P/S, Tharon Govt Jr. H/S and Rangkhung Part III P/S, but 76.32% of the sample schools visited did not have safety school environment and also these schools did not have even a kuccha fencing or wall for the safety of the students. All the sample schools adopted the practice to clean the served utensils by the cooks as a means for preserving water.

Table 1.11 Community participation, Inspection and Supervision Documents during MDM

Information		N=38	%
Community Participation	Yes	-	-
	No	23	60.53
	Occasionally	15	39.47
Inspection, Monitored	Yes	6	15.79
	No	32	84.21
MDM Inspection Register, Documents	Yes	-	-
	No	38	100
MDM inspection During Monitoring period	Yes	-	-
	No	38	100

Table 1.11 reveals community participation, inspection and supervision of MDM implementation during monitoring period. 60.53% of the sample schools visited have no community participation in MDM schemes. 39.47% of the sample schools visited have occasional community participation in the MDM scheme. The sample schools are - Lukhambi Jr. H/S, Dolang Govt. Jr. H/S, Tharon Govt Jr. H/S, Thangal H/S, Happy Valley P/S, Lamdangmei H/S, Inrangram P/S, Punglam P/S, New Tharon (aided) LP/S, Noney Aided P/S, New Lukhambi P/S, Khebuching P/S, Taokhunjang UJB/S, Lamnaungjang P/S and Rangkhung Part III P/S. During the monitoring period, none of the sample schools maintained separate MDM inspection registers, although there is an instruction from GOI for maintaining a separate register of it. 15.79% of the sample schools were inspected for MDM scheme by the concerned authorities at different levels, i.e. Tamah P/S, Karengkhu P/S, Langmei H/S, Inrangram P/S, New Tharon (aided) LP/S and Tharon Govt Jr. H/S and the remaining 84.21% of the sample schools were not monitored and inspected by the concerned authorities representing different levels. The monitoring team also appraised the school authorities to update the MDM Documents at the time of issuing food-grains from the concerned district authorities. All the sample schools have not maintained and updated the MDM Attendance Register, Stock Register, Cash Book, Cook's Honorarium Register, etc. None of the sample schools visited also opened a separate MDM Bank Account for the smooth and transparent accounting of MDM scheme during the monitoring period and no cases of auditing by the SMC/VEC/ Departmental/School was also in record.

Table 1.12 Impact of Mid-Day-Meal (MDM)

MDM Impact	N=38	%
Improved the Enrolment and attendance	38	100
Nutritional Status of the children	-	-
Both	-	-

Table 1.12 reveals that 100% of the sample schools visited having MDM facilities have the benefits of improvement of the enrolment and attendance of the students.

## **2. Monitoring of centralized kitchens**

In the sample district, there is no provision for centralized kitchen

## **3. Issues relevant to implementation of MDM scheme**

In the sample district, the sample schools visited have given different views for better implementation of the MDM scheme. They are given below:

- a) Regular supply of food-grains and direct delivery at school by the concerned authorities as is done in *Nungba Block*.
- b) Regular payment of cooks' honorarium and increase of the cooking costs
- c) Construction of Spacious Kitchen shed-cum store-rooms
- d) Use of LPG or Air Pump Cooking Gas (APCG) for effective implementation of MDM.

# EXECUTIVE SUMMARY

## MID-DAY-MEAL

### DISTRICT 1: BISHNUPUR, MANIPUR

#### 1. AT THE SCHOOL LEVEL

100% of the sample schools visited have no buffer stock of food grains for Mid-Day Meal (MDM), 34.21% of the sample schools visited have the bitter experience of delay in delivering the food-grains less than 3 (three) months and 36.84% of the sample schools visited have not received food-grains from the concerned authorities during the monitoring period. 100% of the sample schools visited collected the food-grains which are delivered at the door steps of the schools by the Zonal Education Office. 34.21% of the sample schools visited experienced 3 (three) months delay in releasing funds and cooking costs to the schools during the monitoring period. While 36.84% of the sample schools visited have 6 (six) months delay in releasing funds and cooking costs to the schools during the monitoring period. All the sample schools have e-transfer mode of payment when the funds and cooking costs are released, but 28.95% of the sample schools gave no response about the funds and cooking costs of MDM.

Chingyang P/S has single cook-cum-helper, 73.68% of the sample schools have two cook-cum-helpers. While 23.69% of the sample schools visited have more than 2 (two) cook-cum-helpers. Among the 38 (thirty-eight) sample schools visited, there are 92 (ninety two) cook-cum-helpers, out of which 9.78% are male cook-cum-helpers and 90.22% are female cook-cum-helpers. *The sample schools having male cook-cum-helpers are: Salam P/S, Kumbi Setupur P/S, Moirang H/S, Oinam H/S, Kwakta Sabal Govt Aided P/S and Tera Khongshangbi Madrassa P/S. The male cooks were engaged by SMC of the sample schools.* **But, engagements of Male cook-cum-helpers are against the norm of GOI.** 50% of the samples schools visited have General category cook-cum-helpers, 2.63% of the sample schools visited have ST category cook-cum-helpers i.e. Toubul Kabui P/S, while 5.27% of the sample schools have SC category cook-cum-helpers i.e. Salam P/S and Chingyang P/S. 42.10% of the sample schools having cook-cum-helpers are Other Backward Classes (OBC). 71.05% of the sample schools have cook-cum-helpers engaged by the SMC. 7.89% of the sample schools have cook-cum-helpers engaged on the recommendation of Local MLA, i.e. Toubul Makha P/S, Madhumati H/S and Toubul Kabui P/S. 5.27 % of the sample schools visited have cook-cum-helpers engaged by the Zonal Education Officer, i.e. Konkham Makha P/S and Kumbi Thingel P/S. However, in Thangjing P/S, the cook-cum-helper was engaged

by the head teacher and the remaining 13.15% of the sample schools head teachers gave no responses regarding the mode of engagement of cook-cum-helpers in their schools. In all the sample schools visited, the cook-cum-helpers got no training in any activity given by the concerned authorities till the monitoring period regarding MDM scheme and also no health-checkup of the cook-cum-helpers. It is also confirmed that there is irregular payment of cook-cum-helpers' honorarium and no proper maintenance of Cooks' Honorarium Register. 5.27% of the sample schools visited served MDM meals for 6-10 days in a month, 50% of the sample schools visited served MDM meals for 11-15 days, whereas 23.68% of sample schools visited served MDM meals for 16 days and above. While 21.05% of the sample schools visited gave no exact response regarding MDM served days, i.e. Toubul Makha P/S, Phojing P/S, Joypur Khunou UP/S, Leimapokpam Mayai Leikai P/S, Oinam Hindu P/S, Tera Khongshangbi Madrassa P/S, Leitanpokpi P/S (Aided) and Ningthoukhong Kha Govt. H/S.

Among the 40 (forty) sample schools, 86.84% of the sample schools received good quality food-grains from the concerned authorities for serving MDM during the monitoring period, while 7.89% of the sample school visited received average quality food-grains from the concerned authorities for serving MDM. But, 5.27% of the sample schools visited received poor quality food-grains from the concerned authorities during the monitoring period, i.e. Sunushiphai UP/S and Senapati Sabal P/S. Again, 97.37% of the sample schools visited reported that the food-grains received by the schools authorities were inadequate. Monitoring team also found the reason for such inadequate quantity of food-grains supply to the schools was because of their calculation of number of students based on previous year enrolled students' strength which are comparatively lower than the current year students' enrollment. None of the sample schools have properly recorded and maintained the quantities of the food-grains received from the concerned district authorities. Documentation of the MDM Yellow Meal Card was also not made by the sample schools. Again, 73.69% of the sample schools visited decided the menu of MDM by the head teachers, 7.89% of the sample schools visited decided the menu of MDM by SMC/VEC authorities, 10.54% of the sample schools visited decided the menu of MDM by staffs or teachers, i.e. Thangjing P/S, Toubul Kabui P/S, Madhumati H/S and Bishnupur Awang P/S, 7.89% of the sample schools visited have decided the menu by the cooks of the schools i.e. Kumbi Thingel P/S, Konkham Makha P/S and Tera Khongshangbi Madrassa P/S. 97.37% of the sample schools visited serving MDM have not displayed MDM weekly menu chart and they are not uniformly following the Menu Chart prescribed by the concerned authorities during the monitoring period except



Utlou P/S. The monitoring team also recorded comments from the SMC/VEC/Head Teachers that they could not follow the menu chart because of the differences in food habits of the learners.

Out of the 40 (forty) sample school, 44.73% of the sample schools visited have 1-50 students present during MI visit. But, Senapati Sabal P/S, Thangjing P/S, Langpok P/S, Toubul Kabui P/S, Chingyang P/S, Oinam Hindu P/S and Salam P/S have learners less than 10 (ten) on the day of MI visit. 10.53% of the sample schools visited have 51-100 students present during MI visit, 5.27% of the sample schools visited have students above 100 present during MI visit, i.e. Thinungei P/S and Kumbi Sandhong P/S. 39.47% of the sample schools have no students present on the day of MI visit. The reasons for no responses are due to the factors that during the monitoring period Kumbi Govt H/S and Oinam H/S have been made High School Leaving Certificate Examination Centres of BOSEM, while Konjeng Govt Jr. H/S had not started the current academic session. Students of Heiyaikol P/S (Aided) organized social service programme with the community on the eve of Holi festival. Other 11 (Eleven) sample schools - Kumbi Thingel P/S, Konkham Makha P/S, Kakyai P/S, Khunpham P/S, Kumbi Wapokpi P/S, Nganukon P/S, Toubul Makha P/S, Phoijing P/S, Leimapokpam Mayai Leikai P/S, Leitanpokpi P/S (Aided) and Utlou P/S had enrolled students of irregular types and found a number of long absentees and late comers to the schools during the monitoring period as found out from their attendance registers during MI visit. 60.53% of the sample schools visited served the MDM meals on the day of MI visit. 39.47% of the sample schools had not served MDM meals on the day of MI visit. The schools are Kumbi Govt H/S, Oinam H/S, Konjeng Govt Jr. H/S, Kumbi Thingel P/S, Konkham Makha P/S, Kakyai P/S, Khunpham P/S, Kumbi Wapokpi P/S, Nganukon P/S, Toubul Makha P/S, Phoijing P/S, Leimapokpam Mayai Leikai P/S, Leitanpokpi P/S (Aided), Utlou P/S and Heiyaikol P/S (Aided). None of the sample schools displayed the MDM logo at the kitchen during the monitoring period. There is a need of orientation for the head teachers /SMC/VEC members regarding the display of MDM logo and the Weekly Menu Chart at appropriate places after supplying them from the concerned authorities.

Again, 89.47% of the sample schools visited served the MDM on floor arrangement for eating purposes, 10.53% of the sample schools visited served meals on both floor and bench-desk arrangements for eating purposes, i.e. Moirang H/S, Kumbi Setupur P/S, Madhumati H/S and Oinam H/S. All the sample schools have provided drinking water facilities to the school, but the monitoring team could not guarantee that the provided

drinking water are safe for health and none of the concerned authorities had certified these drinking water are fit and safe for drinking to the school community. There is no discrimination amongst the students of the sample schools during the time of sitting and eating MDM meals. None of the sample schools visited maintained School Health Cards, proper sanitation programme as well as other schemes from local area development fund of MLA or departmental schemes. 34.21% of the sample schools visited prepared the MDM meals in one of the classrooms. 7.89% of the sample schools visited have prepared MDM meals at the separate kuccha kitchens inside the school campus, i.e. Moirang H/S, Leimapokpam Mayai Leikai P/S and Leitanpokpi P/S (Aided). Among the sample schools, Kwakta Khuman P/S prepared meals inside the staffroom. 55.26% of the sample schools have pucca kitchens and National Bamboo Mission Kitchens as per prescribed MDM kitchens according to GOI norms.

MDM kitchen is one of the parameters for evaluating the smooth functioning of MDM scheme, however in 44.74% of the sample schools such prescribed MDM kitchens are not available during the MI visit in the monitoring period. Again, 55.26% of the sample schools visited stored the MDM food-grains in school office/staff-room/classroom in the school building, 5.26% of the sample schools visited stored the supplied food-grains at the cook's houses, i.e. Toubul Makha P/S, Moirang Jr. H/S and Kumbi Setupur P/S. Again, 21.05 % of the sample schools visited stored the supplied food-grains at the houses of the Head teacher, i.e. Kumbi Thingel P/S, Tera Khongshangbi Madrassa P/S, Leitanpokpi P/S (Aided), Chingyang P/S, Sunushiphai U/PS, Thinungei P/S, Heiyaikol P/S (Aided) and Toubul Makha P/S, while 18.42% of the sample schools stored the supplied food grains at the kitchen sheds within the school campus. None of the sample schools have separate storage bins for protecting the food-grains. 63.16% of the sample schools visited have adequate utensils for cooking MDM meals and plates for serving the MDM meals to the students, while 36.84% of the sample schools visited have both inadequate utensils for cooking MDM meals and serving plates, glasses for MDM meals. 50% of the sample schools visited reported for possessing fire extinguishers in the schools, but Salam P/S and Kumbi Wapokpi P/S have not shown the fire extinguishers to the monitoring team. Another 50% of the sample schools visited responded that they have not received fire extinguishers from the concerned authorities. 92.11% of the sample schools visited having MDM scheme of the district, used fire-wood as cooking fuel for preparing MDM meals, while 7.89% of the sample schools used other fuels like LPG, charcoals, bio-cakes etc., for preparing the MDM meals upto the monitoring period.

None of the sample schools visited maintained the cleanliness of the toilets. 100% of the sample schools visited encouraged the children to wash their hands before and after taking MDM meals. But none of the sample schools visited maintained the washing basins with running tap water. 10.53% of the sample schools have safety school campus with a congenial environment, i.e. Madhumati H/S, Oinam H/S, Utlou P/S and Kumbi Sandhong P/S but 89.47% of the sample schools visited do not have safety school environment and also these schools do not have a kuccha fencing or wall for the safety of the students. All the sample schools have adopted the practice to clean the served utensils by the cooks. In 10.53% of the 40 (forty) sample schools visited, SMC/VEC members' actively participated at the time of MDM meals preparation and serving. The sample schools are - Kwakta Khuman P/S, Kwakta Sabal Govt Aided P/S, Chingyang P/S and Oinam H/S. In 39.47% of the sample schools visited have no community participation in MDM meals. 50% of the sample schools visited occasionally participated in the MDM schemes. During the monitoring period, none of the sample schools maintained a separate MDM inspection register, although there is an instruction from GOI for maintaining a separate register of it and also none of the sample schools were inspected for MDM scheme by the concerned authorities at different levels. The monitoring team also appraised the school authorities to update the MDM documents at the time of issuing food-grains from the concerned district authorities. All the sample schools visited have not maintained and updated the MDM Attendance Register, Stock Register, Cash Book, Cook's Honorarium Register, etc. None of the sample schools visited opened a separate MDM Bank Account for smooth accounting of MDM fund during the monitoring period and no cases of auditing by the SMC/VEC/ Departmental/School was also found during the monitoring period. All the sample schools visited have the benefits of improvement of the enrolment and attendance of the students under MDM scheme.

## **2. Monitoring of centralized kitchens**

In the sample district, there is no provision for centralized kitchen

## **3. Issues relevant to implementation of MDM scheme**

In the sample district, the sample schools visited have given their views for better implementation of the MDM scheme as follows:

- a) Regular supply of food-grains.
- b) Regular payment of cook's honorarium and increase of the cooking costs.
- c) Building of Spacious Kitchen shed-cum store-rooms
- d) Use of LPG or Air Pump Cooking Gas (APCG) for implementation of MDM

## TAMENGLONG DISTRICT

### 1. AT THE SCHOOL LEVEL

100% of the sample schools visited have no buffer stock of food grains for Mid-Day Meal (MDM), the sample schools visited have no delay in delivering the food-grains and Most of the sample schools visited collected the food-grains by the SMC members or Head teachers from the distribution centres of the Zonal Education Office except Nungba Block. All the sample schools visited have no delay months in releasing funds and cooking costs to the schools during the monitoring period. All the sample schools have e-transfer mode of payment when the funds and cooking costs are released but *Tollen Primary school* gave no response about the mode of funds and cooking costs of MDM. At present, the School building is under construction and the school community is not in a position to conduct normal classes conveniently.

36.84% of the sample schools visited have single cook-cum-helpers, i.e. Inrailong P/S, Punglam P/S, Inrangram P/S, New Tharon (aided) LP/S, Karengkhu P/S, Lukhambi Jr. H/S, Thangal H/S, Happy Valley P/S, Bittang (Laphok) P/S, Phoibut P/S, Oinamlong Part IV P/S, Kaimai Kuki P/S, Kambiron P/S and Tollen P/S. Again, 55.26% of the sample schools have two cook-cum-helpers. While 7.89% of the sample schools visited have more than 2 (two) cook-cum-helpers. The sample schools are - Tharon Centre P/S, Shangji UP/S and Langmei H/S. Among the 40 (forty) sample schools visited, there are 67 (sixty-seven) cook-cum-helpers, out of which 2.99% are male cook-cum-helpers and 97.01% are female cook-cum-helpers. *The 2 (two) sample schools having male cook-cum-helpers are - Tharon Govt Jr. H/S and Noney Ashram School and the male cooks were engaged by SMC of the two sample schools.* **But, engagements of Male cook-cum-helpers are against the norm of GOI.** 100% of the samples schools visited have ST category of cook-cum-helpers. 73.68% of the sample schools have cook-cum-helpers engaged by the SMC. Tamah P/S has cook-cum-helper engaged on the recommendation of Local MLA. 2.63 % of the sample school visited have cook-cum-helper engaged by the Zonal Education Officer, i.e. Duigalong P/S. However, in Langmei H/S, the cook-cum-helper was engaged by the Head Master and the remaining 18.42% of the sample schools head teachers gave no responses regarding the engagement of cook-cum-helpers in their schools. Such no response phenomena may create misunderstanding on the proper functioning and implementation of MDM scheme in the sample schools. In all the sample schools visited, the cook-cum-helpers got no training in any activity of the cook from the concerned authorities during the monitoring period also no health-checkup was done for the cook-cum-helpers. It is also confirmed that there is improper maintenance of Cooks' Honorarium Register. 36.84% of the sample schools visited served

MDM meals for 6-10 days in a month, 52.63% of the sample schools visited served MDM meals for 11-15 days, whereas 5.26% of the sample school reported that they served MDM meals for 16 and above days, i.e. Chakatdai P/S and Khebuching P/S. While, 5.26% of the sample schools visited had not served MDM meal to the learners. Such sample schools are - Kaimai Kuki P/S and Tollen P/S.

100% of the sample schools received good quality of food-grains from the concerned authorities for serving MDM during the monitoring period and the head teachers reported that the food-grains received by the schools authorities were inadequate. Monitoring team also found the reason for such inadequate quantity of food-grains supply to the schools was because of taking their previous year enrolled students' strength which are comparatively lower than the current year students' enrollment. None of the sample schools have properly recorded and maintained the quantity of the food-grains received from the concerned district authorities and documentation of the MDM Yellow Meal Card was also not made. 28.95% of the sample schools visited decided the menu of MDM by the head teacher, 34.21% of the sample schools visited decided the menu of MDM by SMC/VEC authorities, 23.68% of the sample schools visited decided the menu of MDM by staff or teachers.

100 % of the sample schools visited having MDM have not displayed MDM weekly menu charts and not uniformly followed the Menu chart prescribed by the concerned authorities during the monitoring period. The monitoring team also recorded the views of the SMC/VEC/Head Teachers that they could not follow the menu chart because of the difference in food habits of the learners. 28.95% of the sample schools visited have 1-50 students present during MI visit. 10.53% of the sample schools visited have 51-100 students present during MI visit. 5.26% of the sample schools visited have above 100 students present on the day of MI visit, i.e. Noney Aided P/S and Langmei H/S. Another, 5.26% of the sample schools visited have summer vacations during the monitoring period, i.e. Shangji UP/S and Dolang Govt. Jr. H/S. 44.74% of the sample schools have no regular students present on the day of MI visit and the head teachers gave no responses regarding the students' attendance. Monitoring team also confirmed from the attendance registers that the enrolled students are irregular types and found to be long absentees and late comers to the school during the monitoring period. Again, 44.37% of the sample schools served MDM meals on the day of MI visit and the remaining 52.63% of the sample schools visited had not served MDM meals on the day of MI visit. While, 5.26% of the sample schools visited had not served MDM meal to the learners during the whole of monitoring period. The sample schools are Kaimai Kuki P/S and Tollen P/S. None of the sample schools displayed the MDM logo at the kitchen during the monitoring period. There is a need of proper orientation for the head teachers/SMC/VEC

members regarding the value of displaying MDM logo and the Weekly Menu Chart at appropriate places after supplying them from the concerned authorities. 63.16% of the sample schools visited served the MDM on floor arrangements for eating purposes, 26.32% of the sample schools visited served meals on benches and desks. 5.26% of the sample schools visited served the MDM on both floor and bench-desk arrangements for eating purposes, i.e. Tamah P/S and Khebuching P/S.

All the sample schools provided drinking water facilities to the school children, but the monitoring team could not guarantee that the provided drinking water are safe for health and none of the concerned authorities certified these drinking water are fit and safe for drinking to the school children. There is no discrimination amongst the students of the sample schools during the time of sitting, serving and eating MDM meals. None of the sample schools visited maintained School Health Cards, proper sanitation programme as well as other schemes like local area development fund of MLA or departmental schemes. 57.89 % of the sample schools visited have no kitchen for preparing the MDM meals at the school campus. 39.47% of the sample schools visited prepared MDM meals at the separate kuccha kitchen inside the school campus. Thangal H/S has pucca kitchen as per prescribed MDM kitchen norms of GOI. MDM kitchen is one of the parameters for evaluating the smooth implementation of MDM scheme, but 97.37% of the sample schools had no such prescribed MDM kitchens during the MI visit in the monitoring period.

26.32% of the sample schools visited stored the MDM food-grains in school office/staff-room/classroom in the school building, 13.16% of the sample schools visited stored the supplied food-grains at the cook's house. 10.53% of the sample school stored the food-grains at the kuccha kitchen within the school campus. The sample schools are - Noney Aided P/S, Chakatdai P/S, Inrailong P/S and Dolang Govt. Jr. H/S. 15.79% of the sample schools stored supplied food-grains at the house of SMDC members, i.e. Dikiuram P/S, Rangkhung Part III P/S, Karengkhu P/S, Lamnaungjang P/S, Kaimai P/S and Tharon Govt Jr. H/S. None of the visited sample schools have separate storage bins for protecting the food-grains. 21.05% of the sample schools visited have adequate utensils for cooking MDM meals and plates for serving the MDM meals to the students, while 78.95% of the sample schools visited have both inadequate utensils for cooking MDM meals and serving plates, glasses required for MDM meals. 7.89% of the sample schools visited have reported for possessing fire extinguishers in the schools and the remaining 92.11% of the sample schools visited responded that they have not received fire extinguisher from the concerned authorities. 94.74% of the sample schools implementing MDM scheme used fire-wood as cooking fuel

for preparing MDM meals, while **Kaimai Kuki P/S and Tollen P/S had not served MDM meal to the learners during the monitoring period.**

None of the sample schools visited maintained the cleanliness of the toilets. 100% of the sample schools visited encouraged the children to wash their hands before and after taking MDM meals. But none of the sample schools visited maintained the washing basins with running tap water. 23.68% of the sample schools have well safety school campus with congenial environment, but 76.32% of the sample schools visited did not have safety school environment. These schools did not have a kuccha fencing or wall for the safety of the students. All the sample schools adopted the practice to clean the served utensils by the cooks as a means for preserving water. 60.53% of the sample schools visited have no community participation in MDM schemes. 39.47% of the sample schools visited have occasional community participating in the MDM scheme. During the monitoring period, none of the sample schools maintained separate MDM inspection registers, although there is an instruction from GOI for maintaining a separate register of it. 15.79% of the sample schools were inspected for MDM scheme by the concerned authorities at different levels, i.e. Tamah P/S, Karengkhu P/S, Langmei H/S, Inrangram P/S, New Tharon (aided) LP/S and Tharon Govt Jr. H/S and the remaining 84.21% of the sample schools were not monitored and inspected by the concerned authorities from different levels.

The monitoring team also appraised the school authorities to update the MDM Documents at the time of issuing food-grains from the concerned district authorities. All the sample schools have not maintained and updated the MDM Attendance Register, Stock Register, Cash Book, Cook's Honorarium Register, etc. None of the sample schools visited also opened a separate MDM Bank Account for the smooth and transparent accounting of MDM scheme during the monitoring period and no cases of auditing by the SMC/VEC/ Departmental/School was also in record. 100% of the sample schools visited having MDM facilities have the benefits of improvement of the enrolment and attendance of the students.

## **2. Monitoring of centralized kitchens**

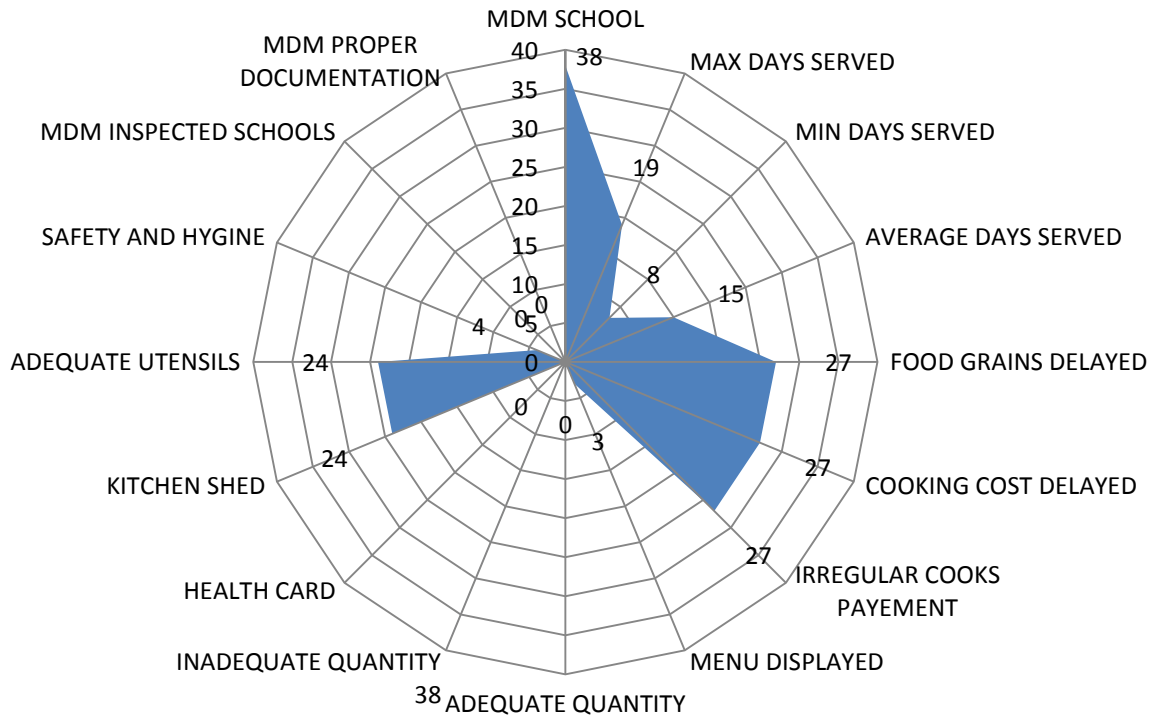
In the sample district, there is no provision for centralized kitchen

## **3. Issues relevant to implementation of MDM scheme**

In the sample district, the sample schools visited have given different views for better implementation of the MDM scheme. They are given below:

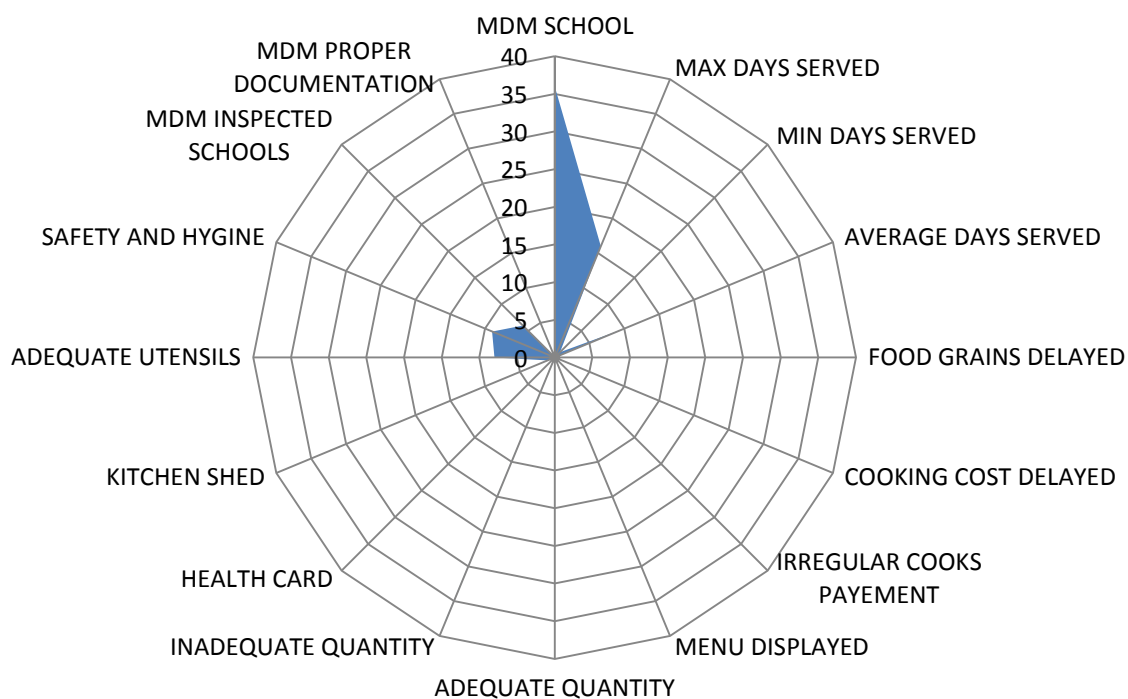
- a) Regular supply of food-grains and direct delivery at school by the concerned authorities as is done in Nungba Block.
- b) Regular payment of cooks' honorarium and increase of the cooking costs
- c) Construction of Spacious Kitchen shed-cum store-rooms
- d) Use of LPG or Air Pump Cooking Gas (APCG) for effective implementation of MDM.

## OVERALL PERFORMANCE SCORE CARD MDM BISHNUPUR DISTRICT

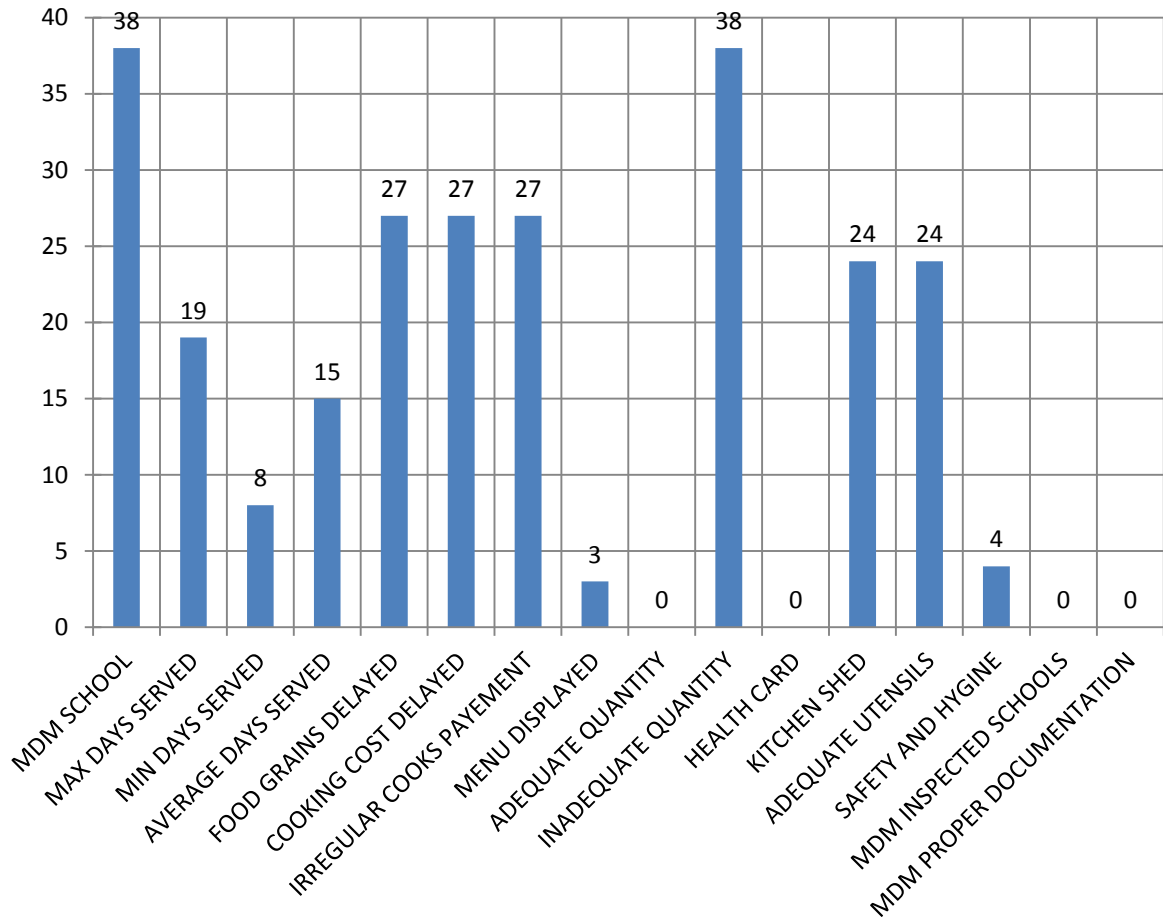




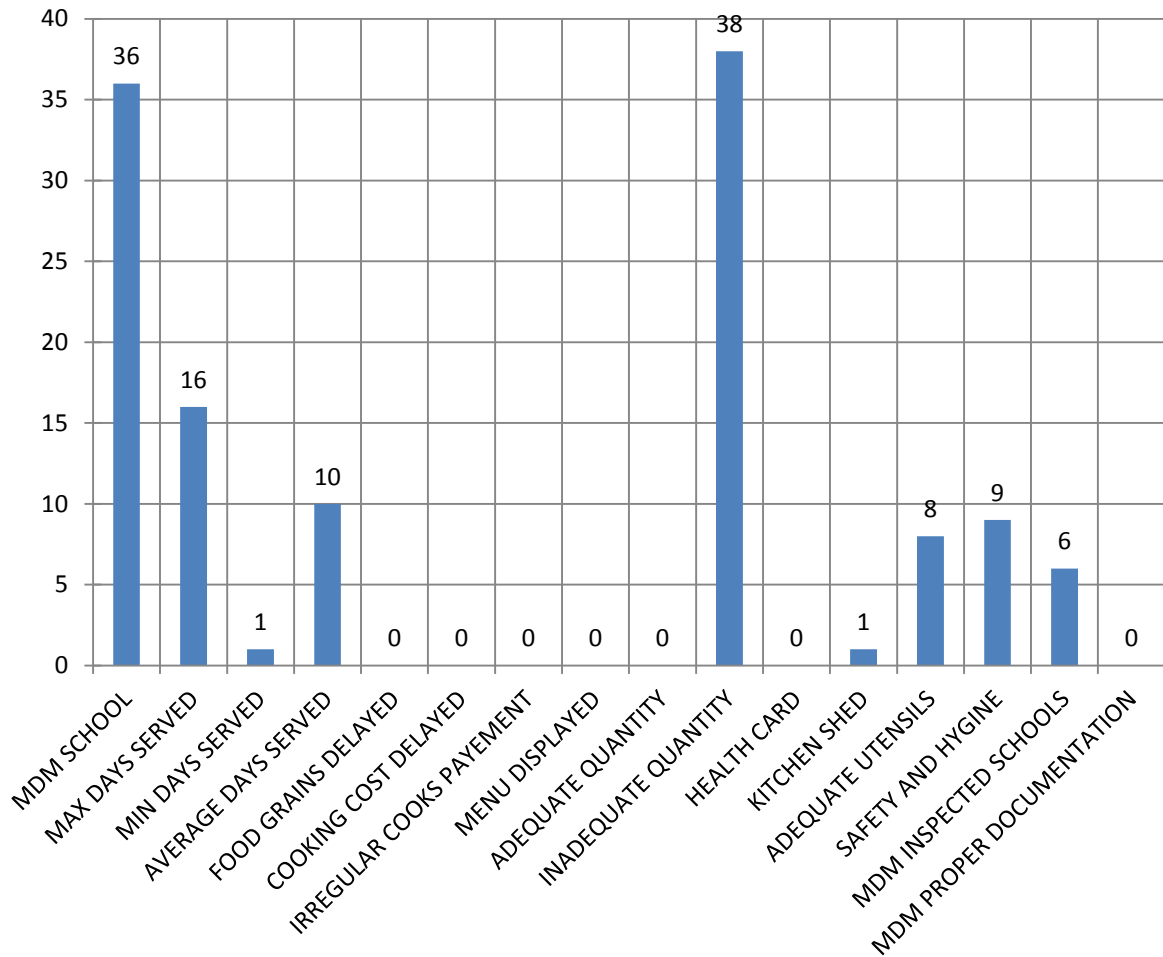
## OVERALL PERFORMANCE SCORE CARD MDM TAMENGLONG DISTRICT



## CHARTS GIVING DETAILED INFORMATION ABOUT MDM BISHNUPUR DISTRICT



## CHARTS GIVING DETAILED INFORMATION ABOUT MDM TAMENGLONG DISTRICT



## ANNEXURE - I MDM BISHNUPUR DISTRICT

36



Condition of Drinking Water Storage at Moirang High School



Female Cook-cum-Helpers at Irengbam PS



Fire extinguisher Bishnupur Awang Govt PS



Kitchen inside Staffroom in Kwakta Khuman PS



Kwakta Sabal Aided PS Hot Cook Meals



Male Cook Against RTE 2009 at Kwakta Terakhongshangbi Primary Madrasa

## ANNEXURE - I MDM BISHNUPUR DISTRICT

37



Menu Displayed at Kumbi Sandhong PS



Moirang Jr High School MDM served at Desk Bench



Nganukon Govt PS Modified Firewood Chaula inside NBM Kitchen



Oinam Hindu PS MDM meal served



Utlou PS Kitchen Utensils



Wangoo Sabal PS NBM MDM Kitchen with Water Storage Facility

**ANNEXURE - II MDM TAMENGLONG DISTRICT**



Food-Grain Storage at Head Master House  
Bitang PS



Kuccha Kitchen Shed Phoubut Primary School



Namdujang PS Kitchen shed with Nodal Officer



Tamah Govt PS Kitchen Shed

### ANNEXURE - III

The following institutions are selected by MI/SSA/MU for the first field visit for monitoring and supervision of SSA/MDM in the Bishnupur District, Manipur

Sl. No.	School	Block	Year of establish.	DISE Code	Primary /Upper	Date of visit	Nodal officer has visited
1	Bishnupur Awang P/S	Bishnupur	1940	14040100402	Primary	19.2.14	-
2	Chingyang P/S	Moirang	1961	14040201209	Primary	14.2.14	-
3	Irengbam Makha P/S	Bishnupur		14040103902	Primary	21.2.14	-
4	Heiyaikol P/S (Aided)	Moirang	1971	14040200707	Primary	25.2.14	-
5	Joypur Khunou UPS	Bishnupur	1962	14040101001	Upper	19.2.14	-
6	Kakyai P/S	Bishnupur	1968	14040102402	Primary	26.2.14	Visited
7	KGBV Moirang	Moirang	2012	-	Upper	06.2.14	-
8	Khunpham P/S	Bishnupur		14040102808	Primary	04.3.14	Visited
9	Konjeng Govt Jr. H/S	Moirang	1958	14040202301	Upper	05.3.14	Visited
10	Konkham Makha P/S	Bishnupur		14040104401	Primary	11.3.14	Visited
11	Kumbi Govt H/S	Moirang	1960	14040200403	Upper	13.2.14	Visited
12	Kumbi Thingel P/S	Moirang		14040203801	Primary	14.3.14	Visited
13	Kumbi Sandhong P/S	Moirang	1951	14040204301	Primary	12.3.14	Visited
14	Kumbi Setupur P/S	Moirang	1966	14040203602	Primary	07.2.14	Visited
15	Kumbi Wapokpi P/S	Moirang		14040201901	Primary	12.3.14	Visited
16	Kwakta Khuman P/S	Moirang	1958	14040201802	Primary	15.3.14	Visited
17	Kwakta Sabal Govt Aided P/S	Moirang	1965	14040201813	Primary	13.3.14	Visited
18	Langpok P/S	Bishnupur		14040102404	Primary	07.3.14	-
19	Leitanpokpi P/S (Aided)	Moirang	1970	14040200706	Primary	10.3.14	-
20	Leimapokpam Mayai Leikai P/S	Bishnupur	1964	14040102804	Primary	06.3.14	Visited
21	Madhumati H/S	Bishnupur	1964	14040103903	Upper	12.2.14	Visited
22	Maibam Lokpa Ching P/S	Bishnupur		14040105102	Primary	12.2.14	Visited
23	Moirang Jr. H/S	Moirang	1959	14040202702	Upper	17.2.14	Visited
24	Moirang H/S	Moirang	1963	14040202302	Upper	17.2.14	Visited
25	New Residential School, Laingoubi, Kumbi	Moirang	2012	14040200218	Upper	05.2.14	Visited
26	Nganukon P/S	Moirang	1951	14040200704	Primary	18.2.14	Visited
27	Ningthoukhong Kha Govt. H/S	Bishnupur	1955	14040107001	Upper	01.3.14	-
28	Salam P/S	Moirang	1958	14040201211	Primary	27.2.14	-
29	Senapati Sabal P/S	Bishnupur	-	14040104804	Primary	22.2.14	Visited
30	Sunushiphai U/PS	Bishnupur	-	-	Upper	24.2.14	Visited
31	Oinam Hindu P/S	Bishnupur	1939	14040106101	Primary	24.2.14	Visited
32	Oinam H/S	Bishnupur	1958	14040105501	Upper	3.2.14	Visited
33	Phoijing P/S	Bishnupur	1964	14040104201	Primary	21.2.14	Visited
34	Tera Khongshangbi Madrassa P/S	Moirang	1961	14040201808	Primary	28.2.14	Visited
35	Thangjing P/S	Moirang	-	14040203101	Primary	11.2.14	Visited
36	Thinungei P/S	Bishnupur	1946	-	Primary	22.2.14	Visited
37	Toubul Kabui P/S	Bishnupur	1960	14040103704	Primary	20.2.14	Visited
38	Toubul Makha P/S	Bishnupur	1961	14040103703	Primary	21.3.14	Visited
39	Utlou P/S	Bishnupur	1947	14040102202	Primary	11.2.14	Visited
40	Wangoo Sabal Naodakhong U/PS	Moirang	1950	14040200402	Upper	10.2.14	Visited

#### ANNEXURE - IV

The following institutions are selected by MI/SSA/MU for the first field visit for monitoring and supervision of SSA/MDM in the Tamenglong District, Manipur

Sl. No.	School	Block	Year of establish.	DISE Code	Primary/ Upper	Date of visit	Nodal officer has visited
1	Tamah P/S	Tamei	1961	14020300501	Primary	2.6.14	Visited
2	Inrailong P/S	Tamenglong	1991	14020103802	Primary	3.6.14	Visited
3	Konphung H/S	Tamei	1960	14020301501	U Primary	4.6.14	Visited
4	Katang P/S	Tamei	2008	14020203902	Primary	5.6.14	Visited
5	Dikiuram P/S	Tamei	1996	14020301901	Primary	6.6.14	Visited
6	Langmei H/S	Tamei	1920	14020300101	U Primary	17.6.14	Visited
7	Chakatdai P/S	Tamenglong	1987	14020103801	Primary	21.6.14	Visited
8	Duigalong P/S	Tamenglong	1983	14020103701	Primary	2.7.14	Visited
9	Punglam P/S	Tamenglong	1972	14020104201	Primary	20.6.14	Visited
10	Inrangram P/S	Tamenglong	2010	-	Primary	5.7.14	Visited
11	Khebuching P/S	Tamenglong	1972	14020104101	Primary	7.6.14	Visited
12	Liangmei Christian Aided P/S	Tamei	1975	14020300103	Primary	11.7.14	Visited
13	Tharon Govt Jr. H/S	Tamenglong	1980	-	U Primary	12.6.14	Visited
14	Tharon Centre P/S	Tamenglong	1997	14020102203	Primary	13.6.14	Visited
15	New Tharon (Aided) LP/S	Tamenglong	1972	14020102202	Primary	18.6.14	Visited
16	Karengkhu P/S	Tamenglong	2010	-	Primary	4.7.14	Visited
17	Lukhambi Jr. H/S	Tamenglong	1972	14020102303	U Primary	7.7.14	Visited
18	New Lukhambi P/S	Tamenglong	1972	14020102302	Primary	9.6.14	Visited
19	Rangkhung Part III P/S	Tamenglong	1996	14020102503	Primary	1.7.14	Visited
20	Rangkhung Part IV P/S	Tamenglong	1986	-	Primary	19.7.14	Visited
21	Noney Ashram School	Nungba	1979	14020407810	Primary	14.7.14	Visited
22	Noney Aided P/S	Nungba	1980	14020407802	Primary	11.6.14	Visited
23	Lamdangmei H/S	Nungba	-	14020407001	Primary	15.7.14	Visited
24	Dolang Govt. Jr. H/S	Nungba	1980	14020407202	U Primary	16.6.14	Visited
25	Shangji UP/S	Nungba	-	14020407301	Primary	17.7.14	Visited
26	Thangal H/S	Nungba	1957	14020407501	U Primary	8.7.14	Visited
27	Taokhunjang UJB/S	Nungba	-	14020407603	Primary	10.7.14	Visited
28	Lamdaungjang P/S	Nungba	2011	14020408301	Primary	9.7.14	Visited
29	Happy Valley P/S	Nungba	-	-	Primary	10.6.14	Visited
30	Bitiang (Laphok) P/S	Nungba	-	14020407101	Primary	16.7.14	Visited
31	Phoibut P/S	Nungba	-	14020407601	Primary	3.7.14	Visited
32	Kaimai P/S	Tousem	1980	14020201002	Primary	19.7.14	Visited
33	Sibilong Duigaijang P/S	Tousem	1994	14020800902	Primary	20.7.14	Visited
34	Residental School Rengpang	Nungba	2012	14020400303	U Primary	22.7.14	Visited
35	Oinamlong Jr H/S NPEGEL	Tousem	2006	14020200802	U Primary	21.7.14	Visited
36	Oinamlong Part IV P/S	Tousem	2013	14020200801	Primary	23.7.14	Visited
37	Kaimai Kuki P/S	Tousem	2008	14020201001	Primary	24.7.14	Visited
38	Kambiron P/S	Tousem	-	14020402901	Primary	25.7.14	Visited
39	Khongsang P/S	Nungba	1975	14020400401	Primary	18.7.14	Visited
40	Tollen P/S	Tousem	-	14020201101	Primary	26.7.14	Visited